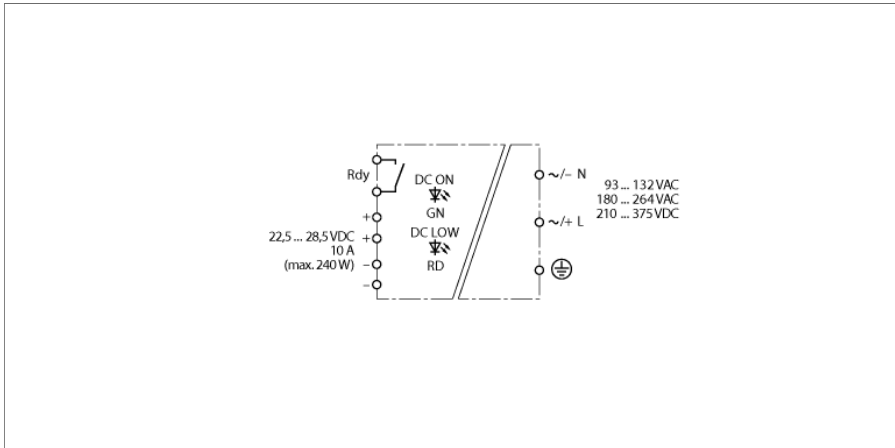


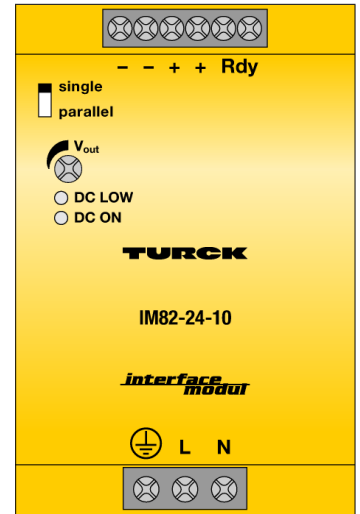
**Switching power supply
IM82-24-10**



The IM82-24-10 power supply is designed for DC loads, especially for switching and monitoring devices of the TURCK interface module series IM, IME, IMB, IMS and IMC.

The power supply provides 24 VDC output voltage and 10 A output current. With the potentiometer V_{out} the output voltage can be adjusted in a range between 22.5...28.5 VDC. The device provides safety extra-low voltage (SELV) according to EN 60950.

The power supply can be set to single or parallel operating mode.

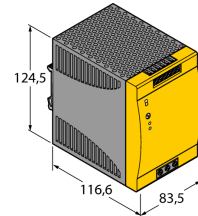


- Class 1, Div 2
- Safety extra-low voltage SELV IEC/ EN 60950
- Output voltage adjustable 22.5...28.5 VDC
- Nominal current 10 A
- Single/parallel operation
- Surge protection
- Universal operating voltage
- Mains buffering up to 30 ms
- High efficiency
- Natural air cooling
- Power-good relay

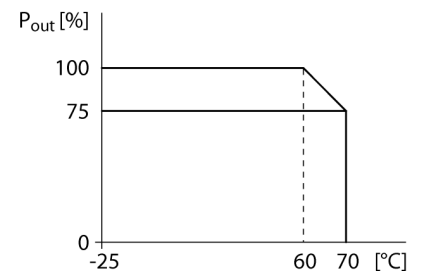
**Switching power supply
IM82-24-10**

Type	IM82-24-10
Ident-No.	7545043
Nominal voltage	Universal voltage supply unit
Operating voltage	90...132 VAC and 186...264 VAC
Frequency	47...73 Hz
Operating voltage range	210...375 VDC
Power consumption	≤ 276 VA
PFC	0.7
External fuse	B10A, C6A
Internal fuse	T6,3A/250VAC
Inrush current	Ui=115VAC, 30A; Ui=230VAC, 60A
Mains buffering	Ui=115VAC, 25ms; Ui= 230VAC, 30ms
Nominal voltage	24 V
Adjustment range	28.5...22.5V
Nominal current	10 A
Output circuits (digital)	1 x relays (NO)
Relay switching voltage	≤ 60 VDC
Switching current per output	≤ 300 mA
Overload protection	110-150%
Parallel mode	yes, switchover initiated by a switch, max. 3 devices each with 90 % load current
Ripple	100 mV
Pollution degree	2
Surge category	II
Short-circuit behaviour	Current limiting
Limit frequency	≤ 40000 Hz
Galvanic separation	
Test voltage	3.0 kV
Indication	
Operational readiness	green
Error indication	red
Protection class	IP20
Ambient temperature	-25...+70 °C
Storage temperature	-25...+85°C
Derating	-2.5%/°C from 60°C
Relative humidity	≤ 95%
Dimensions	124.5 x 83.5 x 116.6 mm
Weight	1493 g
Mounting instruction	For mounting on DIN rail
Housing material	Metal
Electrical connection	Screw terminals
Terminal cross-section	0.2...2.0 mm ²

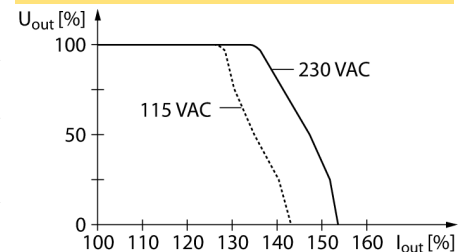
Dimensions



Derating



Short-circuit behaviour



parallel connection

