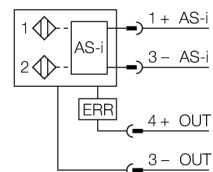


- Rectangular, housing DSU35
- Plastic, PP-GF30-VO
- Two outputs for monitoring the position of rotary actuators
- Mounting on all standard actuators
- AS-Interface V3.0 certified
- Valves can be connected
- 2 x M12 connector
- 18...33 VDC

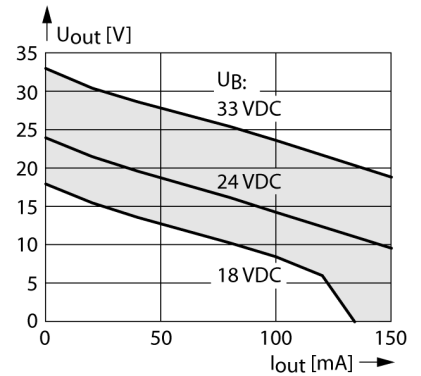
Wiring diagram



Functional principle

Inductive sensors detect metal objects contactless and wear-free. Dual sensors are especially designed for position detection in rotary actuators. They combine the reliability of non-contact inductive sensors with the flexibility of a modular housing system.

Derating curve



Type code	NI4-DSU35-2ASI2X4-H1140
Ident-No.	1902013
Rated switching distance Sn	4 mm
Mounting conditions	non-flush
Correction factors	St37 = 1; Al = 0.3; stainless steel = 0.7; Ms = 0.4
Repeatability	≤ 2 % of full scale
Temperature drift	≤ ± 10 %
Hysteresis	3...15 %
Ambient temperature	-25...+70 °C
Operating voltage	18... 33VDC
No-load current I₀	≤ 40 mA
Rated insulation voltage	≤ 0.5 kV
Output function	2-wire, 2x NO, AS-i
I/O configuration (HEX) / ID code (HEX)	IO code 7 / ID code A / ID2 code 7
I/O matrix input	0 = upper sensor S01 1 = lower sensor S02 2 = wire-break at output 3 = not used
I/O matrix output	0 = output 1 1 - 3 = not used
Rotary actuators output current I_{out}	mA grounding is not allowed, residual current ≤ 0.5 mA ≤ 80
Short-circuit protection / output watchdog	yes/ yes
Wire breakage protection I_{out}	≤ 0.1 mA
Output LEDs	yellow: output / red: Wire-break
Switching frequency	0.03 kHz
Construction	Dual sensor for valve monitoring, DSU35
Dimensions	59 x 60 x 35.4 mm
Housing material	plastic, PP, yellow
Active area material	Plastic, PP, Black
Connection	connector, M12 x 1
Valve connection	Connector, M12 x 1
Vibration resistance	55 Hz (1 mm)
Shock resistance	30 g (11 ms)
IP Rating	IP67
Switching state	LED yellow / yellow



Inductive dual sensor

For rotary actuators

NI4-DSU35-2ASI2X4-H1140



**Industrial
Automation**



Inductive dual sensor
For rotary actuators
NI4-DSU35-2ASI2X4-H1140



**Industrial
Automation**

Accessories

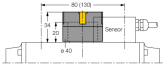
Type code	Ident-No.	Description	Design
BTS-DSU35-EB1	6900225	Actuation kit (puck) for dual sensors; end position damped; hole pattern on flange surface 80 x 30 mm and 130 x 30 mm; connection shaft (shaft extension) height 20 mm / Ø max. 30 mm	
BTS-DSU35-Z01	6900229	Mounting kit dual sensors, for larger rotary actuators: Spacer plate and snap ring max. Ø 65 mm; hole pattern on flange surface 30 x 80 mm (30 x 130 mm); connection shaft (shaft extension) height 30 mm / Ø max. 30 mm	
BTS-DSU35-Z02	6900230	Mounting kit dual sensors, for larger rotary actuators: Ø disc and snap ring max. 65 mm; hole pattern on flange surface 30 x 80 mm (30 x 130 mm); connection shaft (shaft extension) height 20 (30) mm / Ø max. 40 mm	
BTS-DSU35-Z03	6900231	Mounting kit dual sensors, for larger rotary actuators: Ø disc and snap ring max. 110 mm; hole pattern on flange surface 30 x 130 mm; connection shaft (shaft extension) height 30 mm / Ø max. 70 mm	
BTS-DSU35-Z07	6900403	Mounting kit dual sensors, for larger rotary actuators: Ø disc and snap ring max. 110 mm; hole pattern on flange surface 30 x 130 mm; connection shaft (shaft extension) height 50 mm / Ø max. 75 mm	



Inductive dual sensor
For rotary actuators
NI4-DSU35-2ASI2X4-H1140



Accessories

Type code	Ident-No.	Description	Design
BTS-DSU35-EBE3	6901070	Actuation kit (puck) for dual sensors; end position damped; "open" and "closed" switchpoint adjustable; hole pattern on flange surface 80 x 30 mm and 130 x 30 mm; connection shaft (shaft extension) height 20 / Ø max. 30 mm	
BTS-DSU35-EU2	6900455	Actuation kit (puck) for dual sensors; end position undamped for clockwise and counter-clockwise drives; hole pattern on flange surface 80 x 30 mm and 130 x 30 mm; connection shaft (shaft stud) height 20 (30) mm / Ø max. 30 mm	