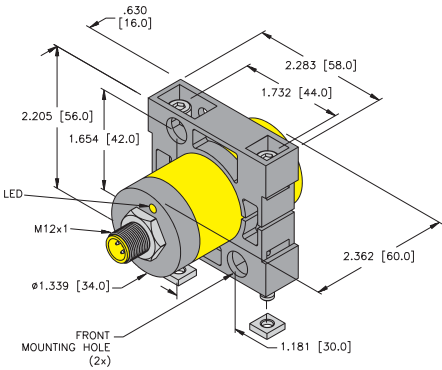
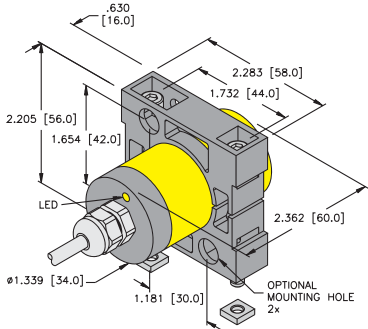
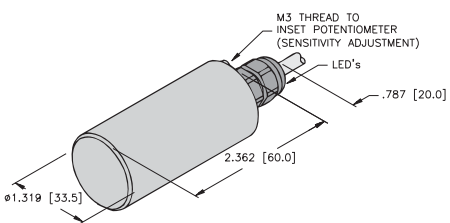


# TURCK

## Level Sensors - Capacitive



Housing Style	Part Number	ID Number	Features	Embeddable Range (mm)	Nonembed. Range (mm)	Output
<b>34 mm - Embeddable, eurofast® Connector</b> 	BC15-K34-AN4X-H1141	M2502125		15	23	3-Wire DC NPN
	BC15-K34-AP4X-H1141	M2502126		15	23	3-Wire DC PNP
<b>34 mm - Embeddable, Potted-In Cable</b> 	BC15-K34-VN4X	M2502127	Comp. Outputs	15	23	4-Wire DC NPN
	BC15-K34-VP4X	M2502124	Comp. Outputs	15	23	4-Wire DC PNP
	BC15-K34-AZ3X	M2310008		15	23	2-Wire AC
	BCF15-K34-AZ3X	M2502136	Noise Immune	15	23	
<b>34 mm - Nonembeddable, Potted-In Cable</b> 	NC20-KT34-VN4X2	M2550100	Chemical Resistant Comp. Output	N/A	20	4-Wire DC NPN
	NC20-KT34-VP4X2	M2550300	Chemical Resistant Comp. Output	N/A	20	4-Wire DC PNP

# Level Sensors - Capacitive

Voltage	Switching Freq. (Hz)	Operating Current (mA)	Operating Temp. (°C)	Protection Class	Housing Material	End Cap Material	Power LED	Output LED	Mating Cord, Cable Length/Jacket	Wiring Diagram #	Wiring Diagrams
10-65 VDC	100	≤200	-25 to +70	IP67	PBT-GF30-V0	ABS	N/A	YE	RK 4T-*	1	<p><b>Diagram 1</b></p> <p><b>Diagram 2</b></p>
10-65 VDC	100	≤200	-25 to +70	IP67	PBT-GF30-V0	ABS	N/A	YE	RK 4T-*	2	<p><b>Diagram 3</b></p>
10-65 VDC	100	≤200	-25 to +70	IP67	PBT-GF30-V0	ABS	N/A	YE	2M/PVC	3	<p><b>Diagram 4</b></p>
10-65 VDC	100	≤200	-25 to +70	IP67	PBT-GF30-V0	ABS	N/A	YE	2M/PVC	4	<p><b>Diagram 5</b></p>
20-250 VAC	20	≤500	-25 to +70	IP67	PBT-GF30-V0	ABS	N/A	YE	2M/PVC	5	<p><b>Diagram 5</b></p>
	20	≤500	-25 to +70	IP67	PBT-GF30-V0	ABS	N/A	YE	2M/PVC	5	
10-65 VDC	200	≤200	-25 to +70	IP67	PVDF	PVDF	GN	YE	2M/PVDF	3	
10-65 VDC	200	≤200	-25 to +70	IP67	PVDF	PVDF	GN	YE	2M/PVDF	4	

\* Length in meters.

# TURCK

## Level Sensors - Capacitive



Housing Style	Part Number	ID Number	Features	Embeddable Range (mm)	Nonembed. Range (mm)	Output
<b>34 mm - Embeddable, Terminal Chamber</b> <p>Dimensions: .630 [16.0], 2.283 [58.0], 1.732 [44.0], 2.205 [56.0], 1.654 [42.0], 1.969 [50.0], 4.173 [106.0], 1.181 [30.0], 2.283 [58.0], 1.732 [44.0], 1.969 [50.0], 4.173 [106.0], 1.181 [30.0].</p> <p>Features: LED (2x), POTENTIOMETER - (SENSITIVITY ADJUSTMENT) ø1.575 [40.0], OPTIONAL MOUNTING HOLE (2x) M16x1.5, ø1.339 [34.0].</p>	BC15-K34SR-VN4X2	M2502128	<b>Comp. Outputs</b>	15	23	4-Wire DC NPN
	BC15-K34SR-VP4X2	M2502129	<b>Comp. Outputs</b>	15	23	4-Wire DC PNP
	BC15-K34SR-FZ3X2	M2310009	<b>Prog. Outputs</b>	15	23	2-Wire AC
<b>40 mm - Embeddable, Terminal Chamber</b> <p>Dimensions: .630 [16.0], 2.559 [65.0], 1.870 [47.5], 1.969 [50.0], 2.165 [55.0], 3.543 [90.0], 1.870 [47.5], 2.559 [65.0], 1.969 [50.0], 2.165 [55.0], 3.543 [90.0].</p> <p>Features: M5x0.8x50 SOCKET HEAD CAP SCREW 2x, LED 2x, ø1.575 [40.0].</p>	BC20-K40SR-VN4X2	M2510100	<b>Comp. Outputs</b>	20	30	4-Wire DC NPN
	BC20-K40SR-VP4X2	M2510000	<b>Comp. Outputs</b>	20	30	4-Wire DC PNP
	BC20-K40SR-FZ3X2	M2310300	<b>Prog. Outputs</b>	20	30	2-Wire AC

# Level Sensors - Capacitive

Voltage	Switching Freq. (Hz)	Operating Current (mA)	Operating Temp. (°C)	Protection Class	Housing Material	End Cap Material	Power LED	Output LED	Mating Cordset	Wiring Diagram #	Wiring Diagrams
10-65 VDC	100	≤200	-25 to +70	IP67	PBT-GF30-V0	ABS	GN	YE	- - - -	1	<p><b>Diagram 1</b></p>
10-65 VDC	100	≤200	-25 to +70	IP67	PBT-GF30-V0	ABS	GN	YE	- - - -	2	<p><b>Diagram 2</b></p>
20-250 VAC	20	≤500	-25 to +70	IP67	PBT-GF30-V0	ABS	GN	YE	- - - -	3	<p><b>Diagram 3</b></p> <p>-OR-</p>
10-65 VDC	100	≤200	-25 to +70	IP67	ABS	ABS	GN	YE	- - - -	1	
10-65 VDC	100	≤200	-25 to +70	IP67	ABS	ABS	GN	YE	- - - -	2	
20-250 VAC	20	≤500	-25 to +70	IP67	ABS	ABS	GN	YE	- - - -	3	