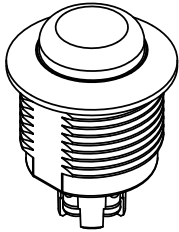


Datasheet



One-color dc-operated LED indicators with:

- M12 Euro connector models available for plug and play indication
- Wide 9 to 30 V dc operating range allows for use in battery powered mobile applications
- IP69K rated to withstand harsh wash-down environments
- Wide operating range of $-40\text{ }^{\circ}\text{C}$ to $+60\text{ }^{\circ}\text{C}$ ($-40\text{ }^{\circ}\text{F}$ to $+140\text{ }^{\circ}\text{F}$)
- May also be used in task lighting or vision lighting applications
- Intense light level is viewable in direct sunlight

Family	Color	Connector
S22DLH	B = Blue G = Green R = Red W = White Y = Yellow	Blank = 2 meter cable Q = 4-pin Euro-style QD QP = Euro-style pigtail QD T = Four screw terminals

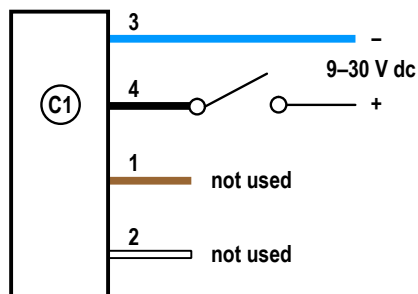
Example Models	Indicator	Connector Type
S22DLHG	Green	2 meter cable
S22DLHWQ	White	4-pin Euro-style QD
S22DLHRQP	Red	Euro-style pigtail QD
S22DLHYT	Yellow	Four screw terminals



WARNING: Not To Be Used for Personnel Protection

Never use this device as a sensing device for personnel protection. Doing so could lead to serious injury or death. This device does not include the self-checking redundant circuitry necessary to allow its use in personnel safety applications. A sensor failure or malfunction can cause either an energized or de-energized sensor output condition.

Wiring Diagrams



- 1 = Brown
- 2 = White
- 3 = Blue
- 4 = Black
- C1 = Color 1



Specifications

Supply and Voltage Current

9 to 30 V dc
60 mA at 9 V dc; 25 mA at 30 V dc

Input Response Time

Indicator ON/OFF: 1 ms max

Light Characteristics

White (5000–10000K): 18 lumens at 25 °C
Red (620–630 nm): 6 lumens at 25 °C
Yellow (585–595 nm): 5 lumens at 25 °C
Green (520–535 nm): 18 lumens at 25 °C
Blue (465–485 nm): 5 lumens at 25 °C

Construction

UV stabilized polycarbonate housing
PBT mounting nut max torque 2.3 N-m (20 lbf-in)
Nitrile sealing washer

Connections

4-pin Euro-style integral QD (Q), 150 mm (5.9 in) PVC pigtail QD (QP), or 4-wire, 2 m (6.5 ft) PVC integral cable, 4 color-coded screw terminals for up to 16 AWG wire, depending on model, screw terminal max. torque 0.11 N-m (1.0 lbf-in)

Environmental Rating

Rated IEC IP67, and IP69K, per DIN 40050-9. Cabled models also meet IP69K if the cable and cable entrance are protected from high-pressure spray. Indicator side of terminal models meet IP67, and IP69K when installed in an enclosure. Screw connection points meet IP00

Operating Conditions

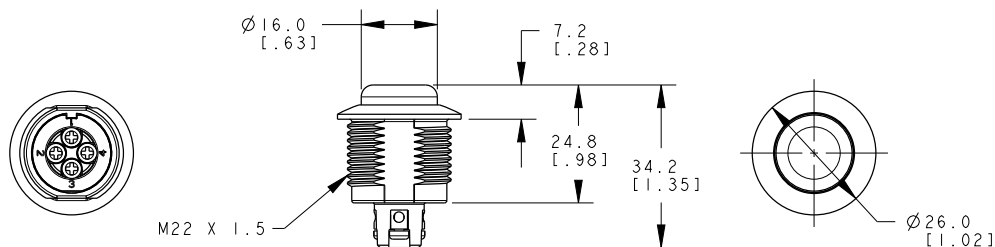
–40 °C to +60 °C (–40 °F to +140 °F)

Certifications



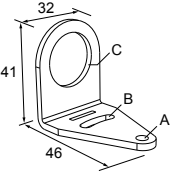
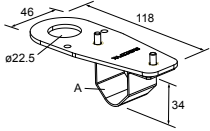
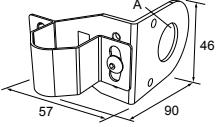
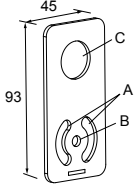
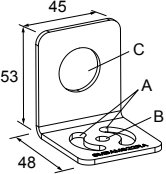
UL approval pending

Dimensions



Accessories

4-Pin Threaded M12/Euro-Style Cordsets				
Model	Length	Style	Dimensions	Pinout (Female)
MQDC-406	1.83 m (6 ft)	Straight		<p>1 = Brown 2 = White 3 = Blue 4 = Black</p>
MQDC-415	4.57 m (15 ft)			
MQDC-430	9.14 m (30 ft)			
MQDC-450	15.2 m (50 ft)			
MQDC-406RA	1.83 m (6 ft)	Right-Angle		
MQDC-415RA	4.57 m (15 ft)			
MQDC-430RA	9.14 m (30 ft)			
MQDC-450RA	15.2 m (50 ft)			

<p>SMB22A</p> <ul style="list-style-type: none"> • Right-angle bracket with curved slot for versatile orientation • 12-ga. stainless steel • Mounting hole for 22 mm sensor  <p>Hole center spacing: A to B = 26.0 Hole size: A = \varnothing 4.6, B = 4.6 x 16.9, C = 22.2</p>	<p>SMB22FVK</p> <ul style="list-style-type: none"> • V-clamp, flat bracket and fasteners for mounting to pipe or extensions • Clamp accommodates 28 mm diameter tubing or 1 in. square extrusions • 22 mm hole for mounting sensor  <p>Hole size: A = \varnothing 22.5</p>
<p>SMB22RAVK</p> <ul style="list-style-type: none"> • V-clamp, right-angle bracket and fasteners for mounting to pipe or extensions • Clamp accommodates 28 mm diameter tubing or 1 in. square extrusions • 22 mm hole for mounting sensor  <p>Hole size: A = \varnothing 22.5</p>	<p>SMBAMS22P</p> <ul style="list-style-type: none"> • Flat SMBAMS series bracket with 22 mm hole for mounting sensors • Articulation slots for 90+° rotation • 12-ga. (2.6 mm) cold-rolled steel  <p>Hole center spacing: A = 26.0, A to B = 13.0 Hole size: A = 26.8 x 7.0, B = \varnothing 6.5, C = \varnothing 22.5</p>
<p>SMBAMS22RA</p> <ul style="list-style-type: none"> • Right-angle SMBAMS series bracket with 22 mm hole for mounting sensors • Articulation slots for 90+° rotation • 12-ga. (2.6 mm) cold-rolled steel  <p>Hole center spacing: A = 26.0, A to B = 13.0 Hole size: A = 26.8 x 7.0, B = \varnothing 6.5, C = \varnothing 22.5</p>	

Banner Engineering Corp. Limited Warranty

Banner Engineering Corp. warrants its products to be free from defects in material and workmanship for one year following the date of shipment. Banner Engineering Corp. will repair or replace, free of charge, any product of its manufacture which, at the time it is returned to the factory, is found to have been defective during the warranty period. This warranty does not cover damage or liability for misuse, abuse, or the improper application or installation of the Banner product.

THIS LIMITED WARRANTY IS EXCLUSIVE AND IN LIEU OF ALL OTHER WARRANTIES WHETHER EXPRESS OR IMPLIED (INCLUDING, WITHOUT LIMITATION, ANY WARRANTY OF MERCHANTABILITY OR FITNESS FOR A PARTICULAR PURPOSE), AND WHETHER ARISING UNDER COURSE OF PERFORMANCE, COURSE OF DEALING OR TRADE USAGE.

This Warranty is exclusive and limited to repair or, at the discretion of Banner Engineering Corp., replacement. IN NO EVENT SHALL BANNER ENGINEERING CORP. BE LIABLE TO BUYER OR ANY OTHER PERSON OR ENTITY FOR ANY EXTRA COSTS, EXPENSES, LOSSES, LOSS OF PROFITS, OR ANY INCIDENTAL, CONSEQUENTIAL OR SPECIAL DAMAGES RESULTING FROM ANY PRODUCT DEFECT OR FROM THE USE OR INABILITY TO USE THE PRODUCT, WHETHER ARISING IN CONTRACT OR WARRANTY, STATUTE, TORT, STRICT LIABILITY, NEGLIGENCE, OR OTHERWISE.

Banner Engineering Corp. reserves the right to change, modify or improve the design of the product without assuming any obligations or liabilities relating to any product previously manufactured by Banner Engineering Corp.